

Special Educational Needs (SEN) Information Report Estuary Academy Island



Approved by: Danielle Thurlow, Head Teacher

Date: Updated 24th November 2025

Last Reviewed on: 24th November 2025

Next Review Due by: September 2026

Dear Parents/Carers,

The aim of this information report is to explain how we implement our SEND policy. In other words, this document will detail how special educational needs support works in our school.

Our policy is also published on our website at: <https://www.estuaryacademy.co.uk/estuary-island>

Introduction

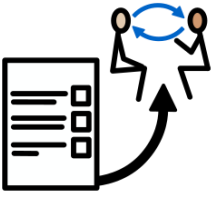


Estuary Academy Island is an alternative provision on the Isle of Sheppey. We aim to provide an inclusive environment which meets the needs of all young people who attend our school.

We work with a variety of young people on the Isle of Sheppey to support them in understanding their needs as well as ensuring they are on the correct pathway for their future destinations. As we are an alternative provision, we work slightly differently compared to a mainstream setting.



Our ethos is to involve the whole family. We believe this is essential to the success of each student who attends, and we understand the benefit of working in partnership with parents and outside agencies to reach the best outcomes for all.



Admissions

How is my child referred to Estuary Academy Island?

Students can be referred to Estuary Academy by the school they attend. Parents cannot apply to come to Estuary Academy directly.

A mainstream school on the Isle of Sheppey may consider a referral if a student is not making progress, has undiagnosed needs which are inhibiting their progress and/or they are looking to investigate why the placement in their home school is not being successful.



What types of SEN does the school provide for?

Predominately Estuary Academy Island caters for students who have a social, emotional or mental health need. However, due to the way we receive referrals into our setting we can also cater for a wide variety of both diagnosed and un-diagnosed needs including, the four broad areas of SEN, which are:

- ✓ Cognition and Learning
- ✓ Communication and Interaction
- ✓ ASC
- ✓ Social, emotional and mental health
- ✓ Physical and Sensory



How do we assess young people at Estuary Academy Island?

On entry to our academy students will take part in an assessment package to support our understanding of your child. Every young person takes part in this, and the results are shared with our teaching and support staff to help them plan effectively.

Our assessment starts with a PATH meeting, which stands for Planning Alternative Tomorrow's with Hope. This is your opportunity as a family to tell your story and help staff to understand the journey you and your child have been on. The path will include:

- ✓ Your dream – what are you and your child aiming for?
- ✓ What you think will help in getting you to your dream
- ✓ The next steps – what can we all agree on now?
- ✓ Setting specific targets to guide the next steps of the journey



Our Testing Package

To help us understand your child's academic and SEMH needs all students start with a three-day assessment window. This enables us to get to know your child, complete their pupil passport and undertake specific SEMH assessments.

On day 4 of your child's placement, they will work with one of our SEMH mentors who will complete your child's induction to the school: meeting staff, touring the building, getting to know other students and their timetable. Some students need longer to familiarize themselves with our setting and may need longer to work with our mentors before they feel confident.

How long will my child be attending Estuary Academy Island?

Once your child's referral has been accepted by Estuary Academy and agreed with your child's home school. Our program coordinator will contact you to complete your admissions meeting. Your child's placement will last 12-weeks – but this is often flexible to support you and your child through the reintegration process back into their home school.



Estuary Academy Island will continue to support your child through their reintegration and continue to work with them once they have made a full return to their home school, through our outreach team.

There may be times when reintegration is not appropriate.

This may be because staff have worked with you and your child to investigate special educational needs and we have decided that an Educational Needs Assessment would be more appropriate to direct their next steps.



What Support will my child receive at Estuary Academy?

We work on the premise that every interaction is an intervention. This means all our teams will support your child throughout their day in times of transition and during unstructured times.

Your child may also receive:

- ✓ Small Group support in all lessons
- ✓ Adaptive teaching
- ✓ Intervention appropriate to your child's testing scores (Academic, SEMH and/or communication)
- ✓ Therapeutic Support
- ✓ Access to practical subjects to support self-esteem, confidence and communication skills

What if my child has an Educational Health and Care Plan?

1. Talk to the SENCo at your child's home school
2. Ask to review the provision they are assessing and if this still meets their needs
3. You may need to request an early annual review to find a more suitable placement

Important People

Lucy McHugo- Designated Safeguarding Lead

Shelley Webb -SEMH Lead

Felicity Hall – Outreach Lead

Joanna Brooke – Program Coordinator

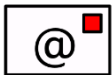
Sandra Galloway – Assessment Lead

How can you contact us?



Katrina Osborne

Deputy Head and SENCO



KOsborne@estuaryacademy.co.uk



School Mailbox

sheppey@estuaryacademy.co.uk

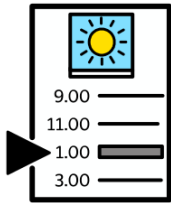


If you would like to share information, refer your child to the Inclusion team or request a meeting with the SENCO. We also have a self-referral system where you can share documents with us through a Microsoft form here:



Listening to Students and Parents

We take communication very seriously and want all families and students to feel heard.



We will communicate our student review schedule ahead of time so you know what's coming up.

You will be invited to take part in your child's PATH review and share what is, and what's not working.



We will involve you in opportunities to give feedback about our practice and ethos and invite you to suggest how we can improve.



We aim for students to be as involved as possible in the running of our school and will be inviting students to give their own feedback as a group but also on an individual level after support has been given, whether that be individual or group intervention.

We welcome open communication, and you can contact us at Estuary Academy using either email or phone which can be found on our website.



What if I have a Complaint?

Like any educational provider we have a complaints policy and procedure which can be found on our website.

We hope that with our open lines of communication and referral system, working together we can work in partnership to foster a positive working relationship where any problems can be resolved.